



File: 42HMR2-pLys-R.ab1

Run Ended: 2011/2/1 16:21:16

Signal G:2508 A:4824 C:4200 T:4286

Sample: 42HMR2_pLys-R

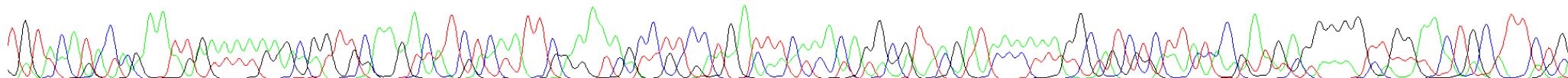
Lane: 50

Base spacing: 15.081622

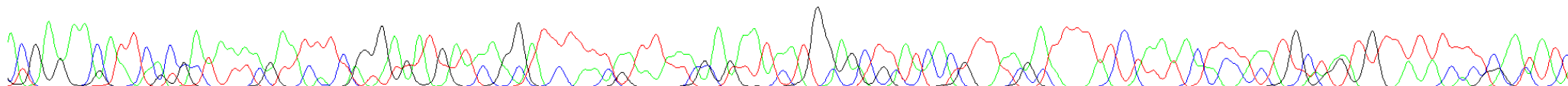
1283 bases in 16301 scans

Page 2 of 2

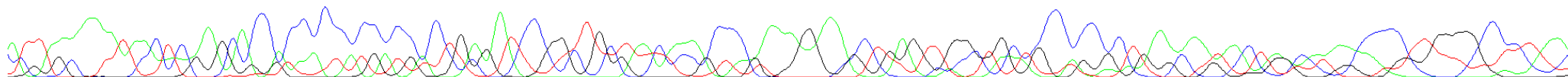
630 640 650 660 670 680 690 700 710 720 730 740
TGTACATACAG AATTGAAAAAGCGGTTCAAGACATCTCAATTCG AAAAGCCTTCCTGATTTCAAACAGGC GTTAGATAAAAAAGGC ATCTCTTATACGATGAGGGGGTTGGAACTGCATTCTG



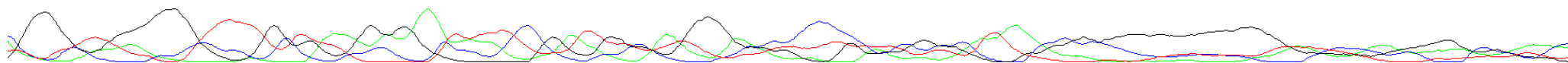
750 760 770 780 790 800 810 820 830 840 850 860 870
ACGAGAACATTTCACGATAAAAGAATTTTC GGGAGATGAT AAGGATTTTTTAATTATAGAGAAATAATGGAGCTTATCACG TT AGATTTTATCTAATACTTTTAATGCTAATGTTATATTTTCAATATC



880 890 900 910 920 930 940 950 960 970 980 990 1000
ATTAAAAAATAACTC GAGCAACCACC ACCACCCTGAGATCCGGCTGCGTACACAGCCA GAAAGGAA GCTGAGTTGGGTGCTGCCAGC GCTGAACAA TACTAGCAT AGCCCC TTGGGG CCTCTAA



1010 1020 1030 1040 1050 1060 1070 1080 1090 1100 1110 1120
CTGGGGCTATGAGGGGCTTTTTGCTGAAA GCA GAACTATATCC GGATTGTG AATGGG ACCTCCCTCCTAGTCCG TNCAT AA NGCGCCGGGCGN NCGGTGGGTATCCN NA GCGN GA CCGCATAC



1130 1140 1150 1160 1170 1180 1190 1200 1210 1220
CCTNTCATNCTCC TAAAG CNGACACATT CN AT N NGCGATCG T NCTGCTCAG TT NCACG A TGT NC GTCAG NN N A NN NGG G C NGCN NT CN N NN CN GN

